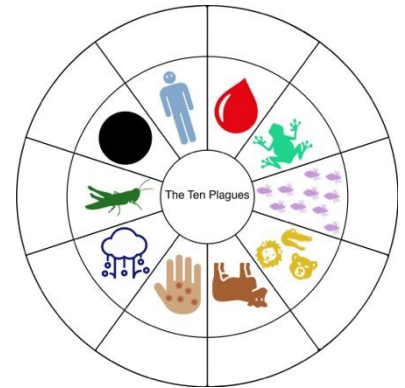




The 10 Plagues Wheel

Direction Sheet: Leader

The 10 Plagues Wheel puzzle challenges participants to match the Hebrew vocabulary card with the corresponding image on the Wheel. After completing the challenge, students will show their wheel to the leader, and if correctly completed, they will get the key!



Materials and Advance Preparation Needed

➤ The 10 Plagues Wheel – Hebrew Readers' Game



- Print both sheets of the 10 Plagues Wheel onto 11x17 ledger paper and glue them together to form the circular game board.
- Print the 10 Plagues Hebrew Vocabulary Sheet on to cardstock and cut into separate game cards.

Print the Directions Sheet and cut in two pieces. Include the half-sheet in the bag with the wheel and Hebrew cards.

- Collect 10 small clothes pins to hold the matching vocabulary in place.
- Include a *Haggadah* with the plagues listed in Hebrew and English for reference.

For students who struggle with Hebrew: Substitute picture cards for Hebrew vocabulary cards.

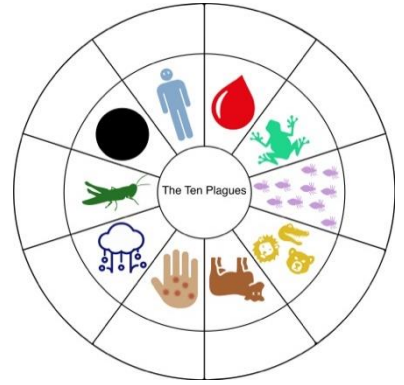


The 10 Plagues Wheel

Direction Sheet: Participants

10 Plagues Wheel for Hebrew Readers

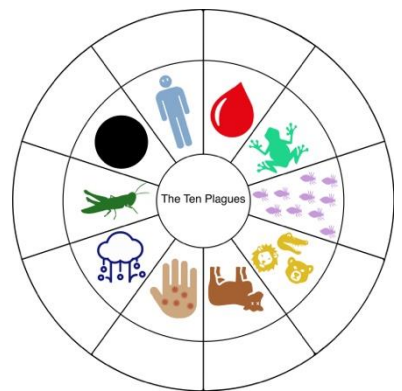
When Pharaoh refused to let the Israelites go out from Egypt, God inflicted plagues on the Egyptians. To open the key lock, match each Hebrew name card to the corresponding plague picture on the 10 Plagues Wheel. Not sure of the Hebrew? Perhaps the *Haggadah* holds the key!



Show your completed Wheel to the leader and they will deliver the key!

10 Plagues Wheel for Hebrew Readers

When Pharaoh refused to let the Israelites go out from Egypt, God inflicted plagues on the Egyptians. To open the key lock, match each Hebrew name card to the corresponding plague picture on the 10 Plagues Wheel. Not sure of the Hebrew? Perhaps the *Haggadah* holds the key!



Show your completed Wheel to the leader and they will deliver the key!



The 10 Plagues Wheel

שֶׁחִין

דָּם

בָּרָד

צִפְרִידֵּעַ

אֲרָבָה

כִּנִּים

חֹשֶׁךְ

עָרֹב

מַכַּת
בְּכוֹרוֹת

דָּבָר

The 10 Plagues Wheel

